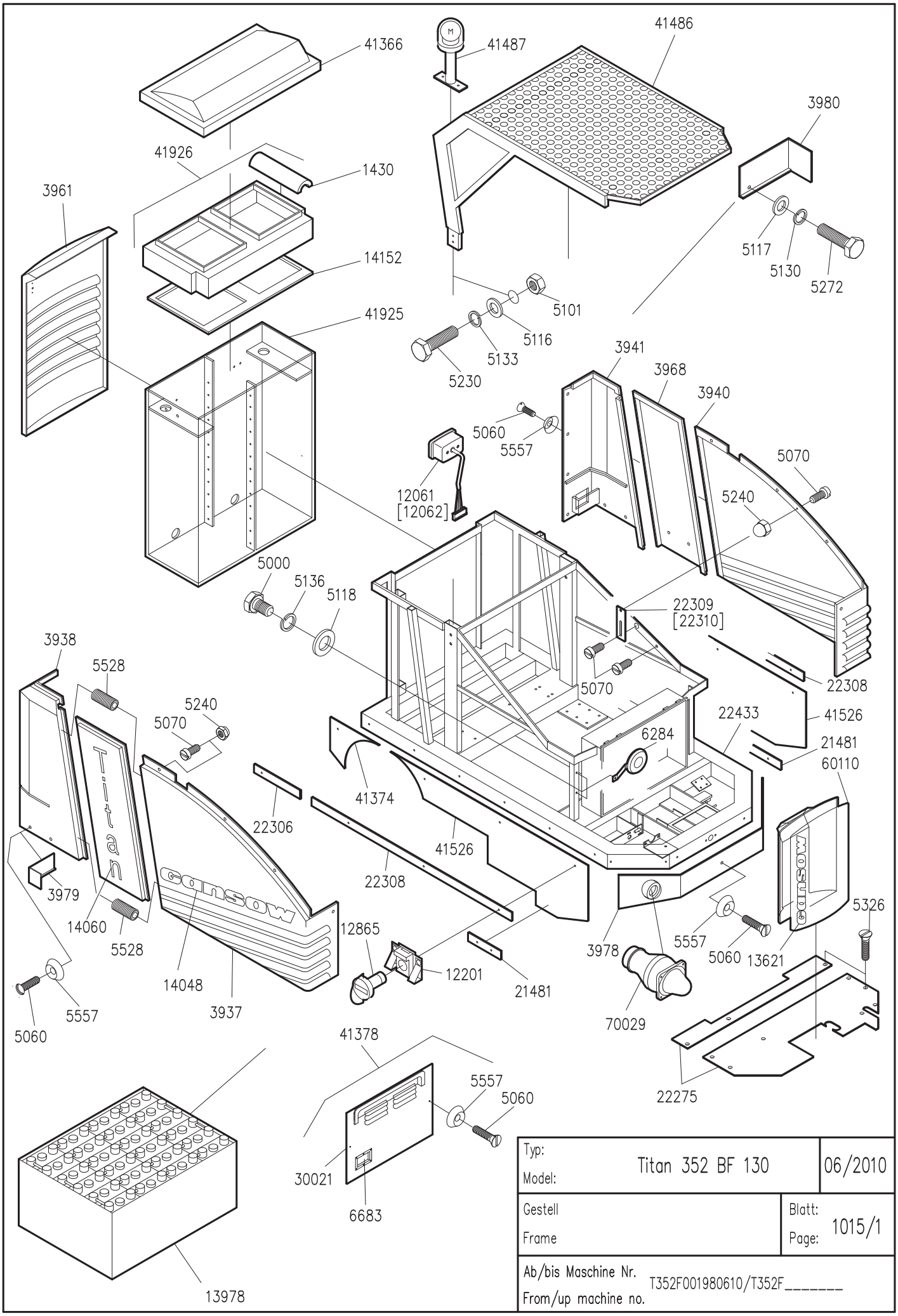

Typ: Model:	Titan 352 BF 130	06/2010
Gestell Frame	Blatt: Page:	1015/1
Ab/bis Maschine Nr. From/up machine no.	T352F001980610/T352F_____	

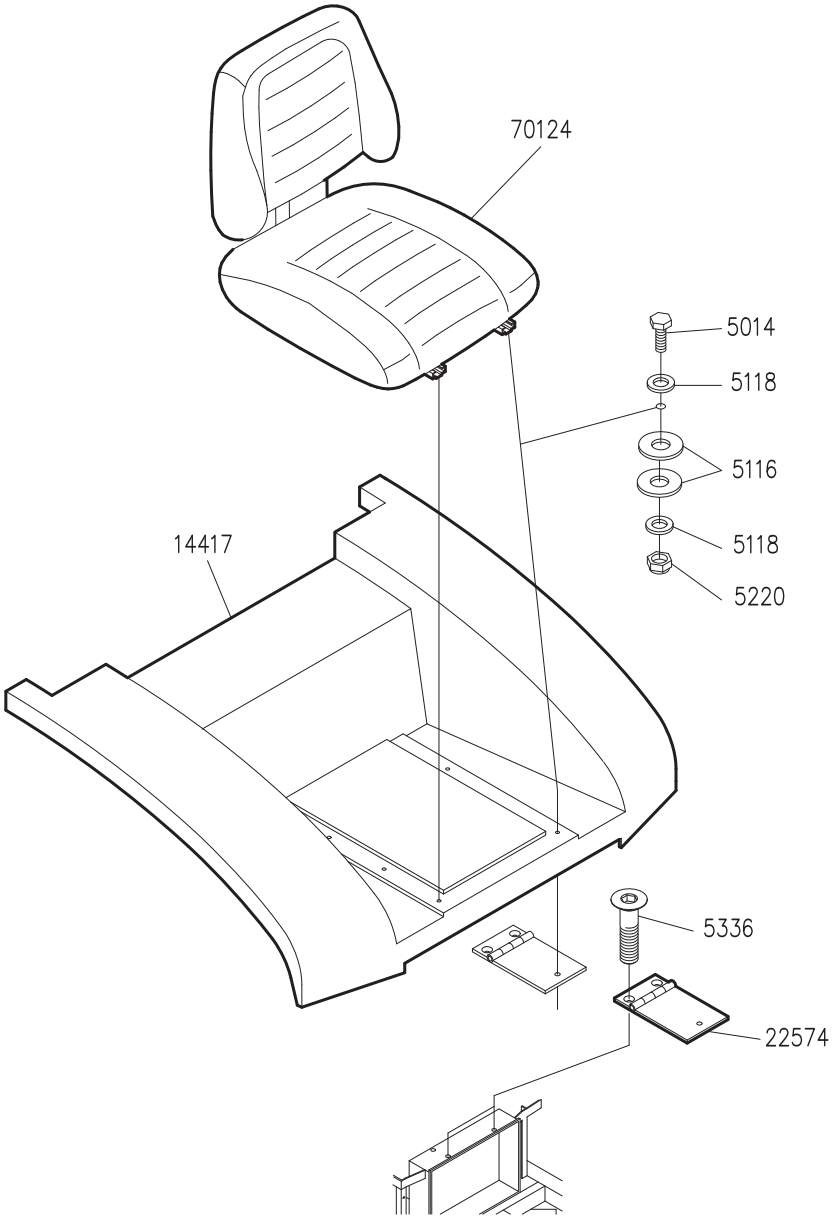

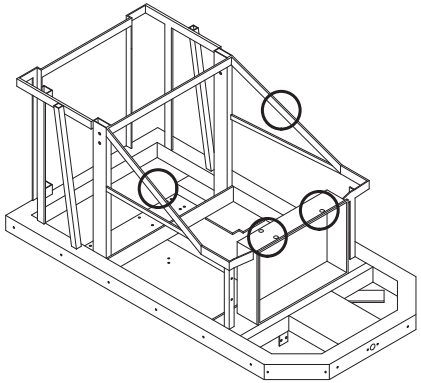

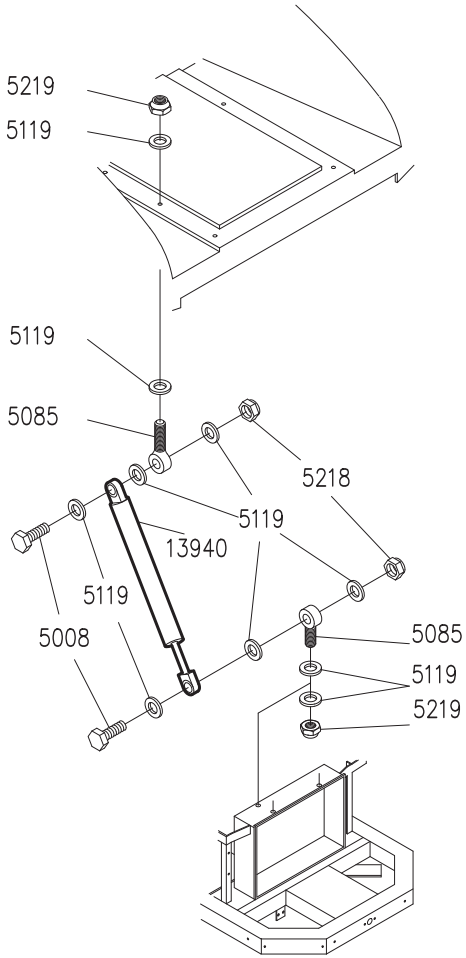

Typ: Model:	Titan 352 BF 130	06/2010
Neue Haube New bonet	Blatt: Page:	1016/1
Ab/bis Maschine Nr. From/up machine no.	T352F001980610/T352F_____	

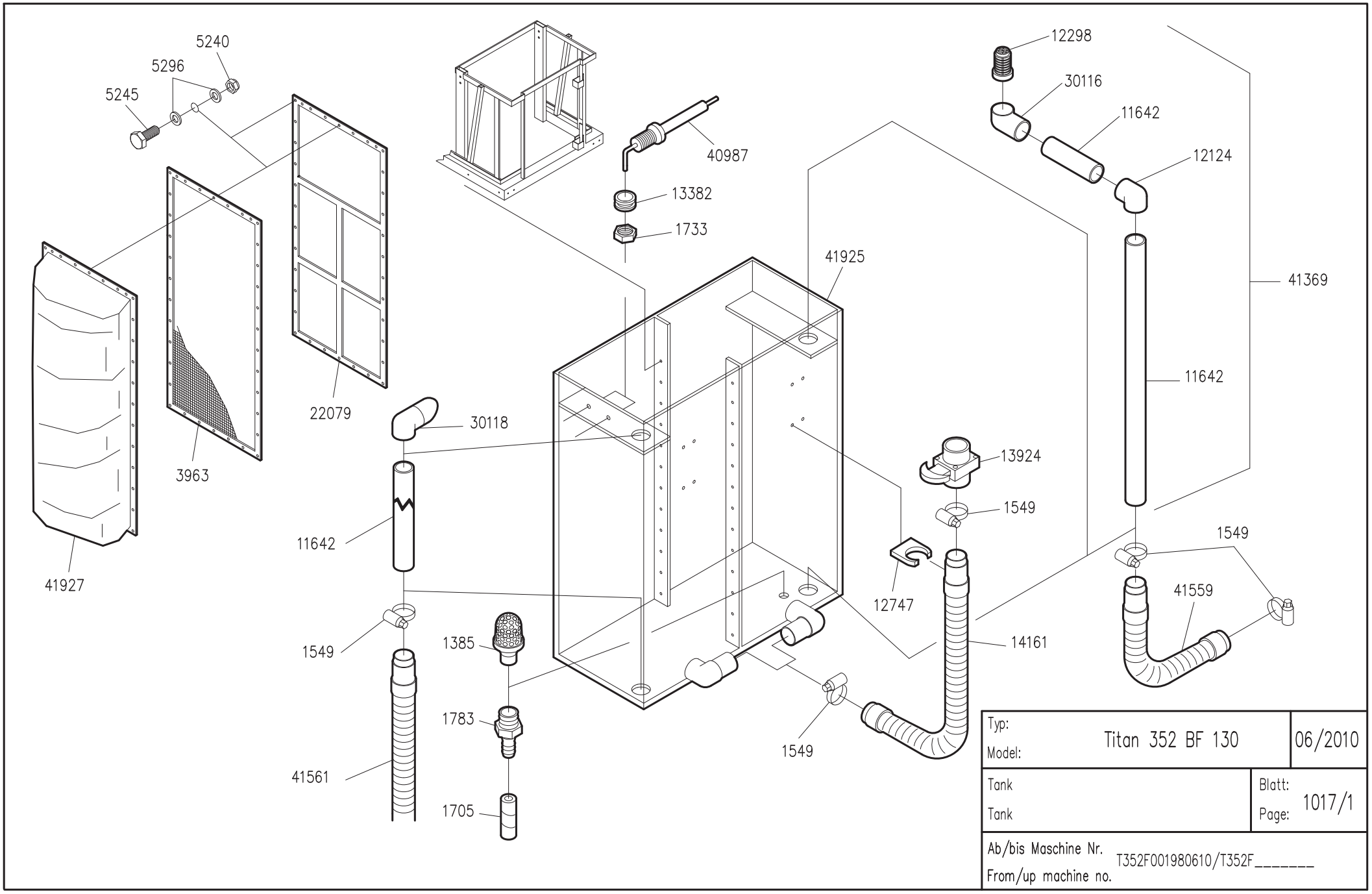

Typ: Model:	Titan 352 BF 130	06/2010
Tank Tank	Blatt: Page:	1017/1
Ab/bis Maschine Nr. From/up machine no.	T352F001980610/T352F_____	

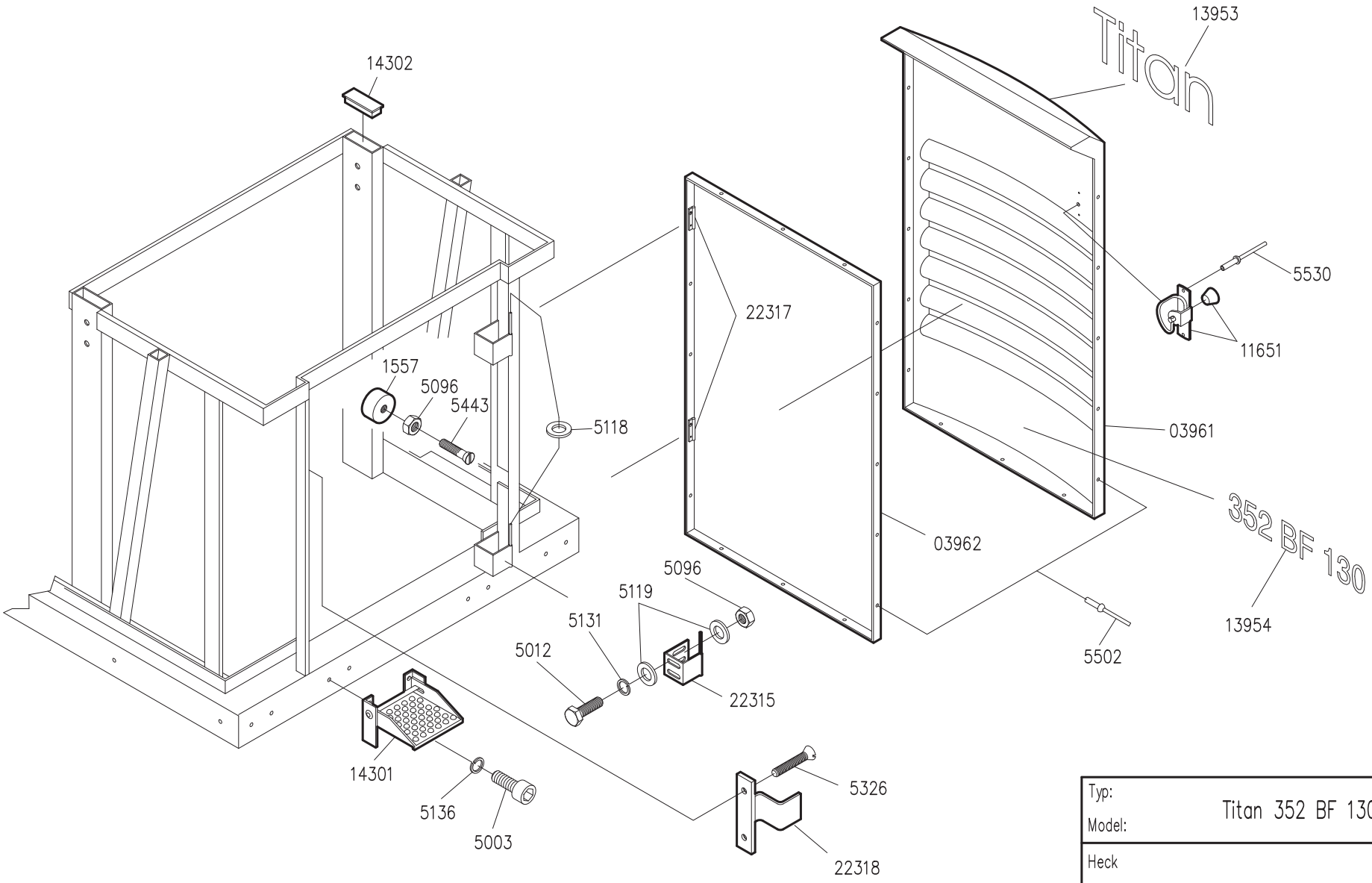

Typ: Model:	Titan 352 BF 130	06/2010
Heck Rear door	Blatt: Page:	1018/1
Ab/bis Maschine Nr. From/up machine no.	T352F001980610/T352F_____	

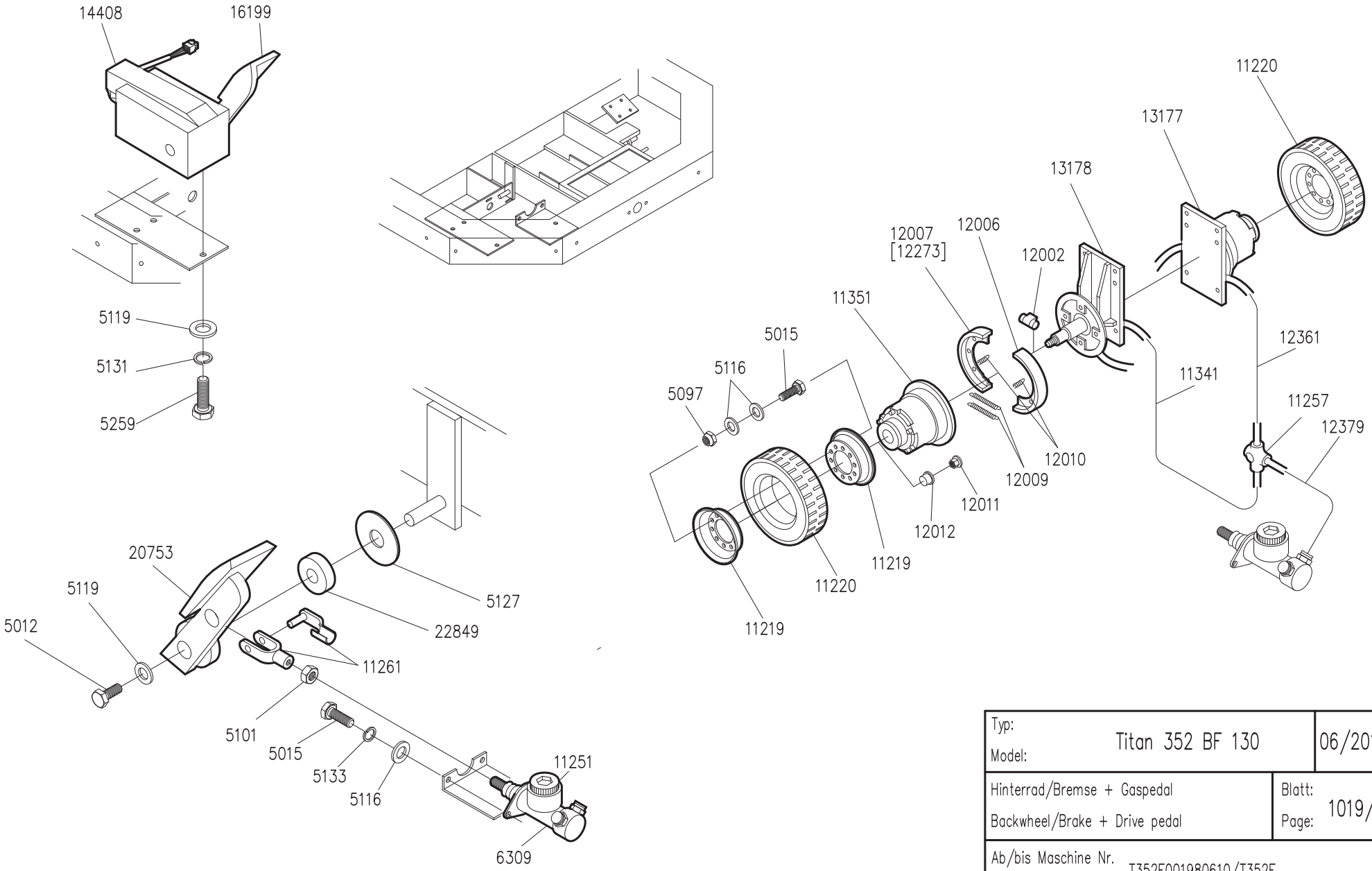

Typ: Model:	Titan 352 BF 130	06/2010
Hinterrad/Bremse + Gaspedal Backwheel/Brake + Drive pedal	Blatt: Page:	1019/1
Ab/bis Maschine Nr. From/up machine no.	T352F001980610/T352F_____	

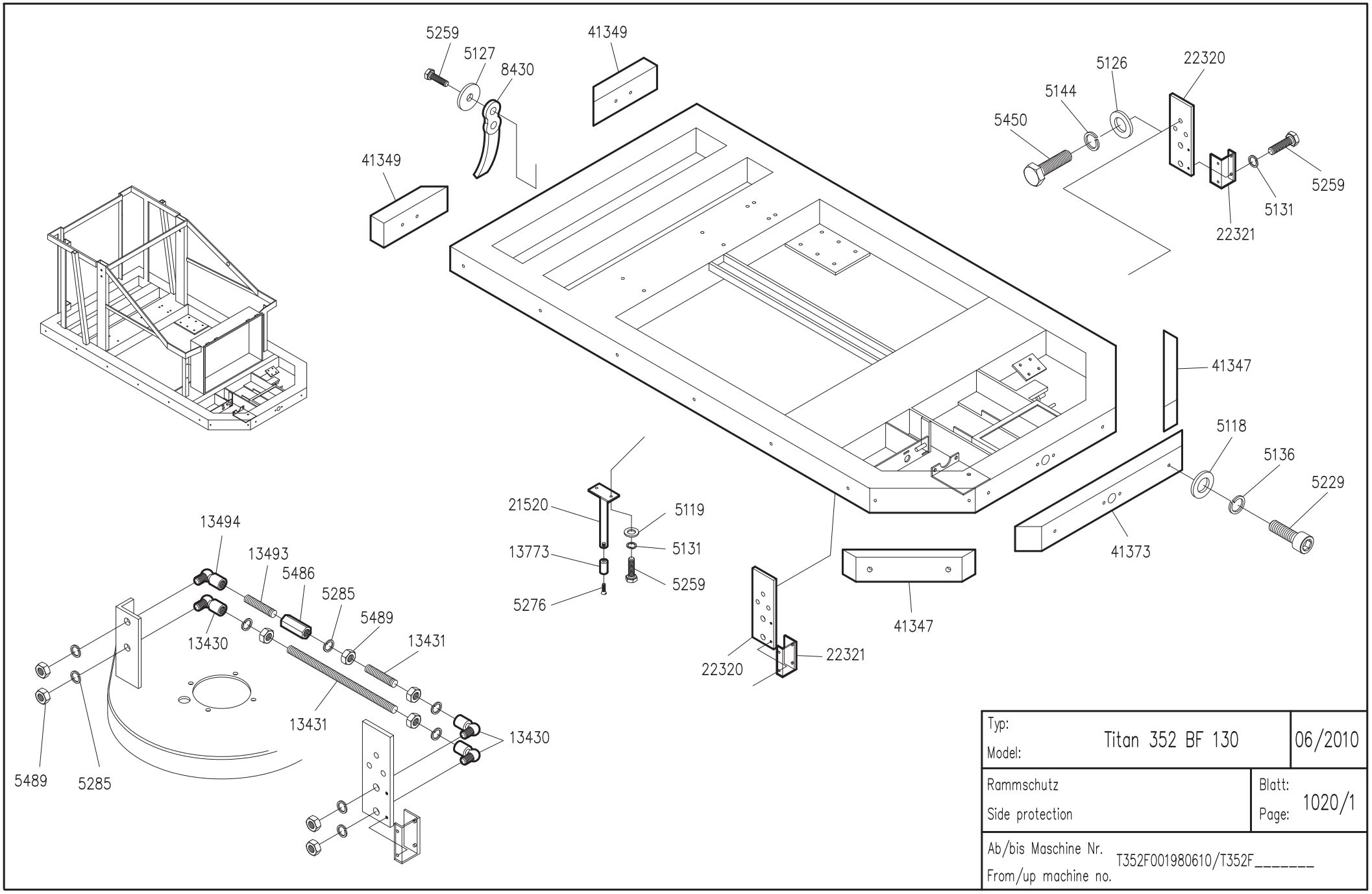

Typ: Model:	Titan 352 BF 130	06/2010
Rammschutz Side protection	Blatt: Page:	1020/1
Ab/bis Maschine Nr. From/up machine no.	T352F001980610/T352F_____	

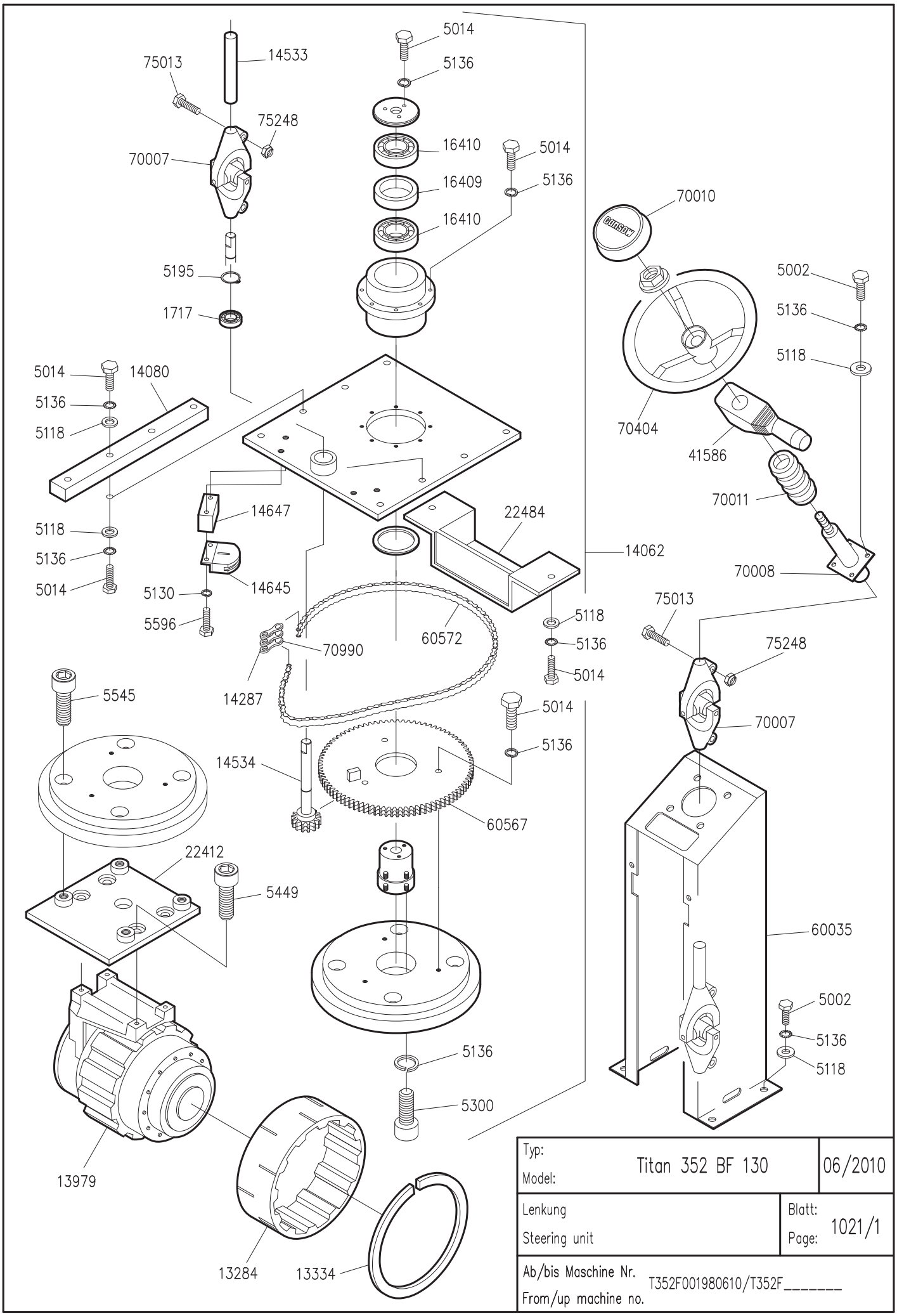

Typ: Model:	Titan 352 BF 130	06/2010
Lenkung Steering unit	Blatt: Page:	1021/1
Ab/bis Maschine Nr. From/up machine no.	T352F001980610/T352F_____	

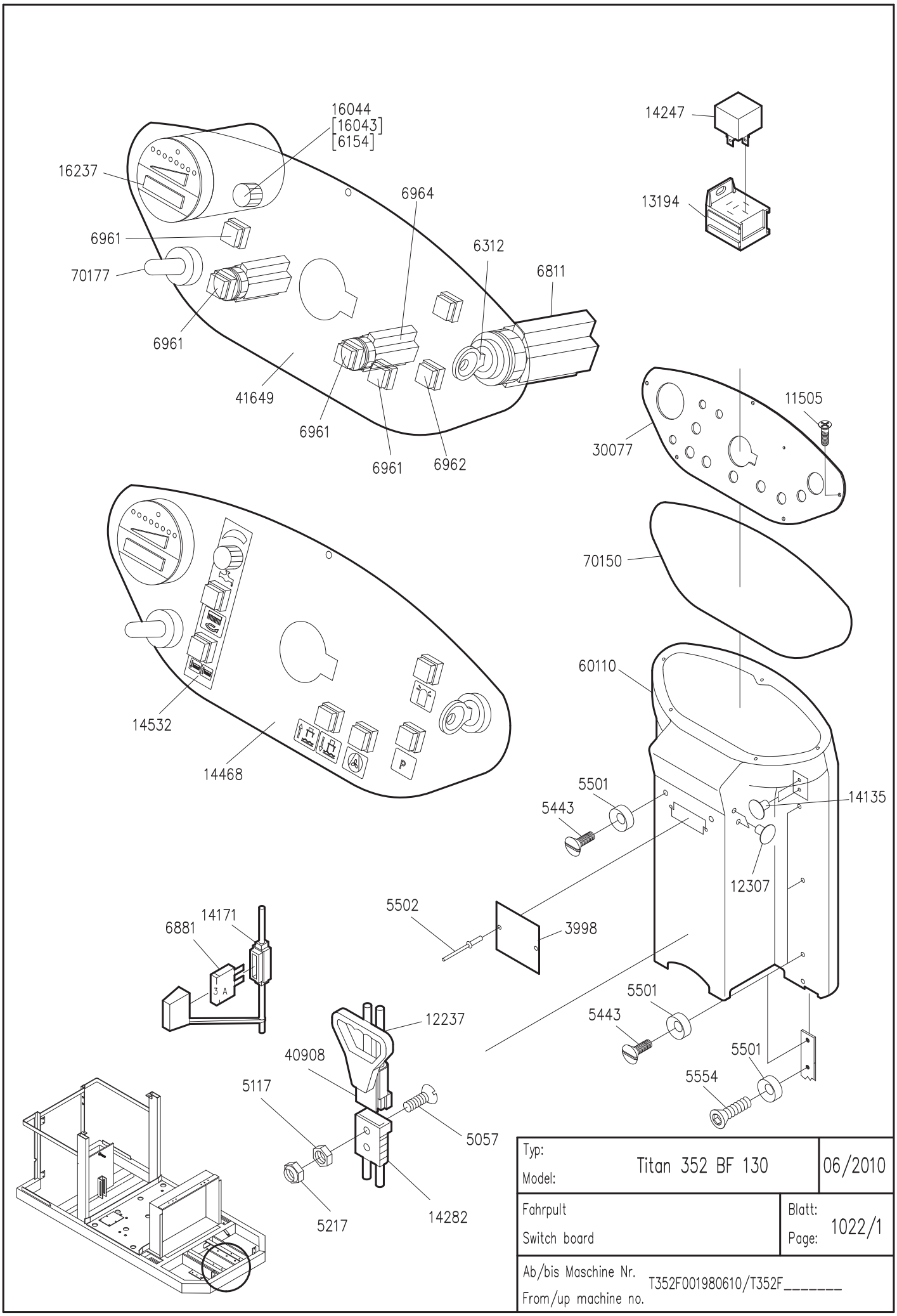

Typ: Model:	Titan 352 BF 130	06/2010
Fahrpult Switch board	Blatt: Page:	1022/1
Ab/bis Maschine Nr. From/up machine no.	T352F001980610/T352F_____	

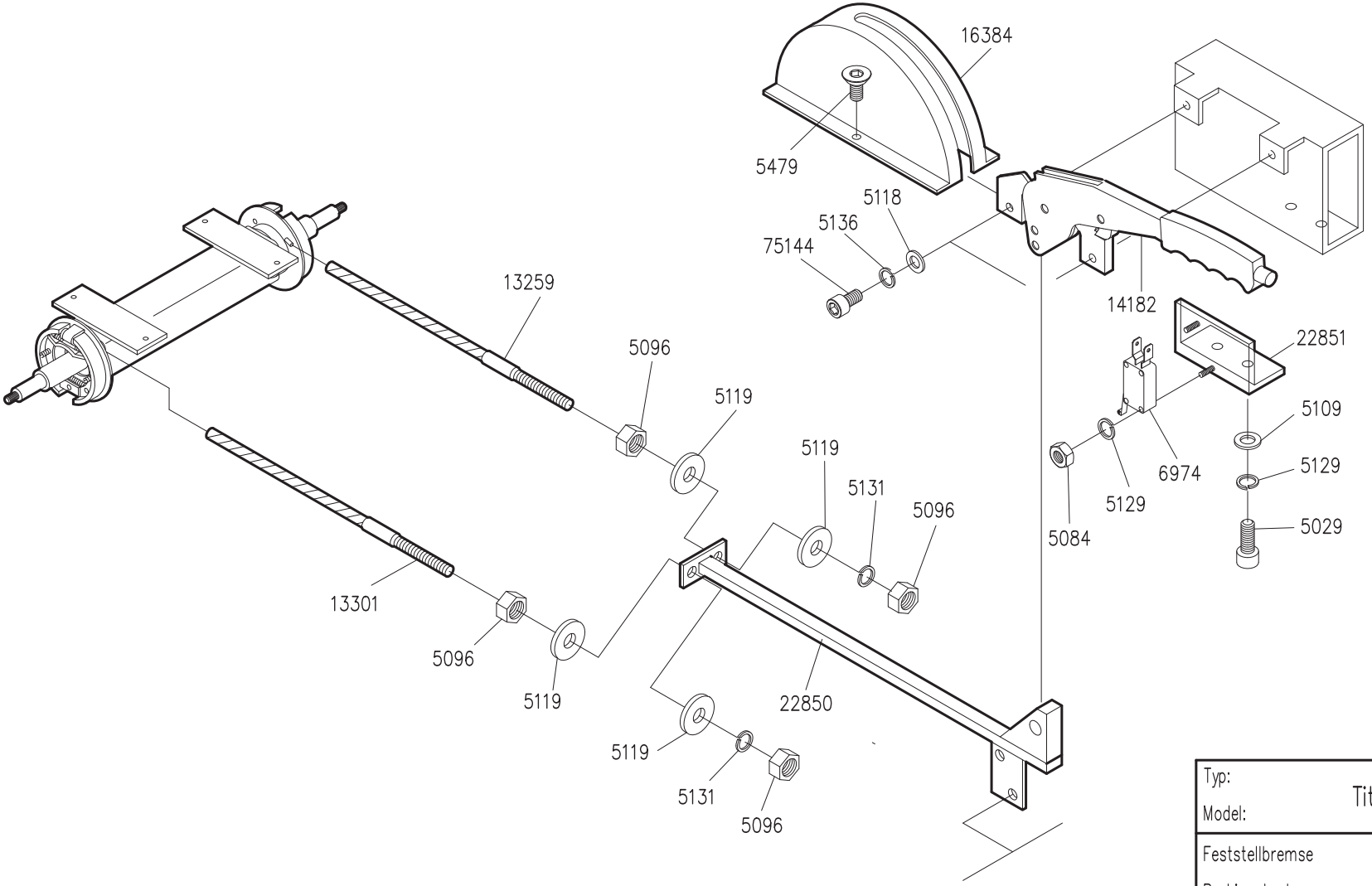

Typ: Model:	Titan 352 BF 130	06/2010
Feststellbremse Parking brake	Blatt: Page:	1023/1
Ab/bis Maschine Nr. From/up machine no.	T352F001980610/T352F_____	

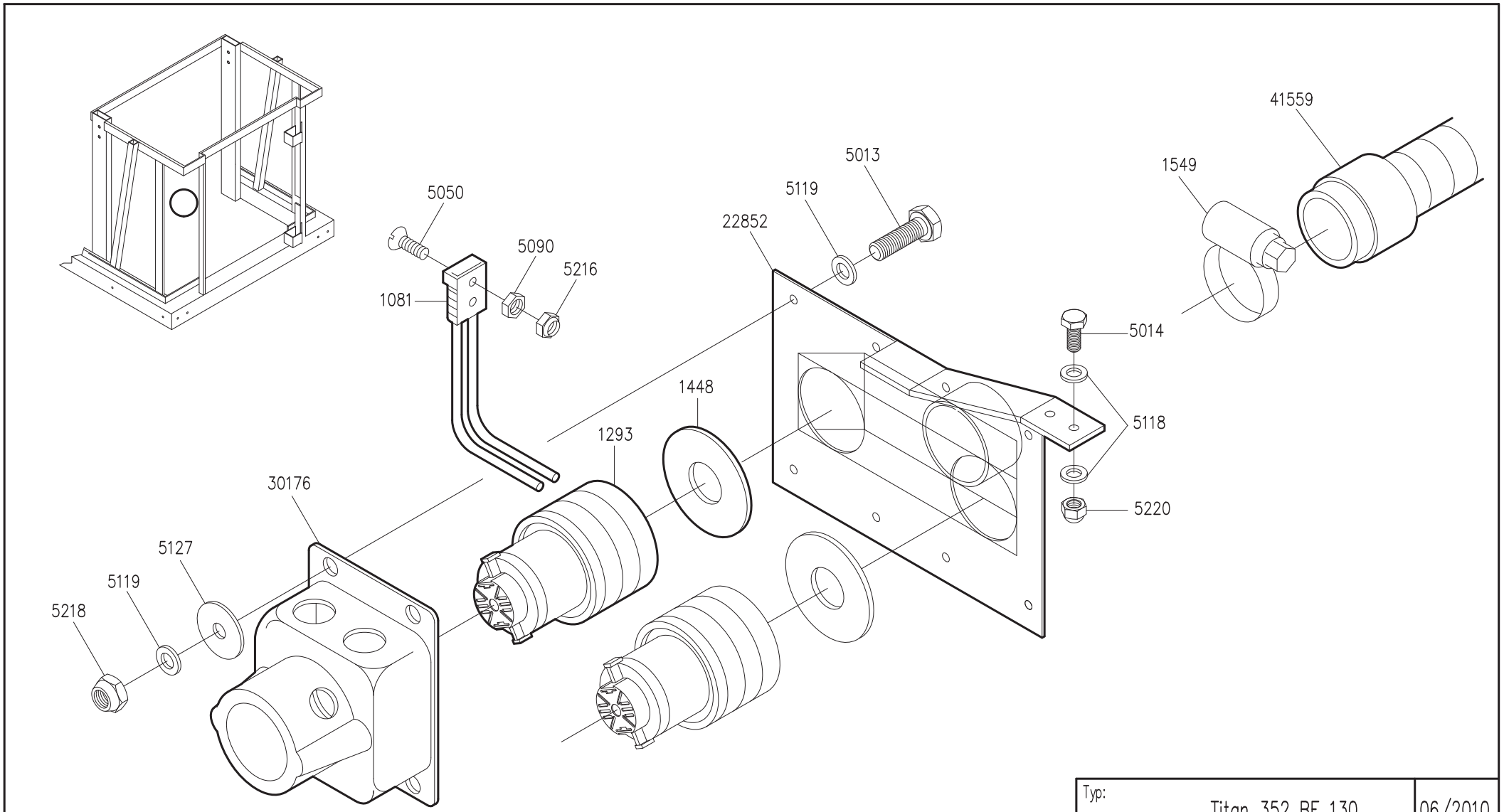

Typ: Model:	Titan 352 BF 130	06/2010
Turbine Turbine	Blatt: Page:	1024/1
Ab/bis Maschine Nr. From/up machine no.	T352F001980610/T352F_____	

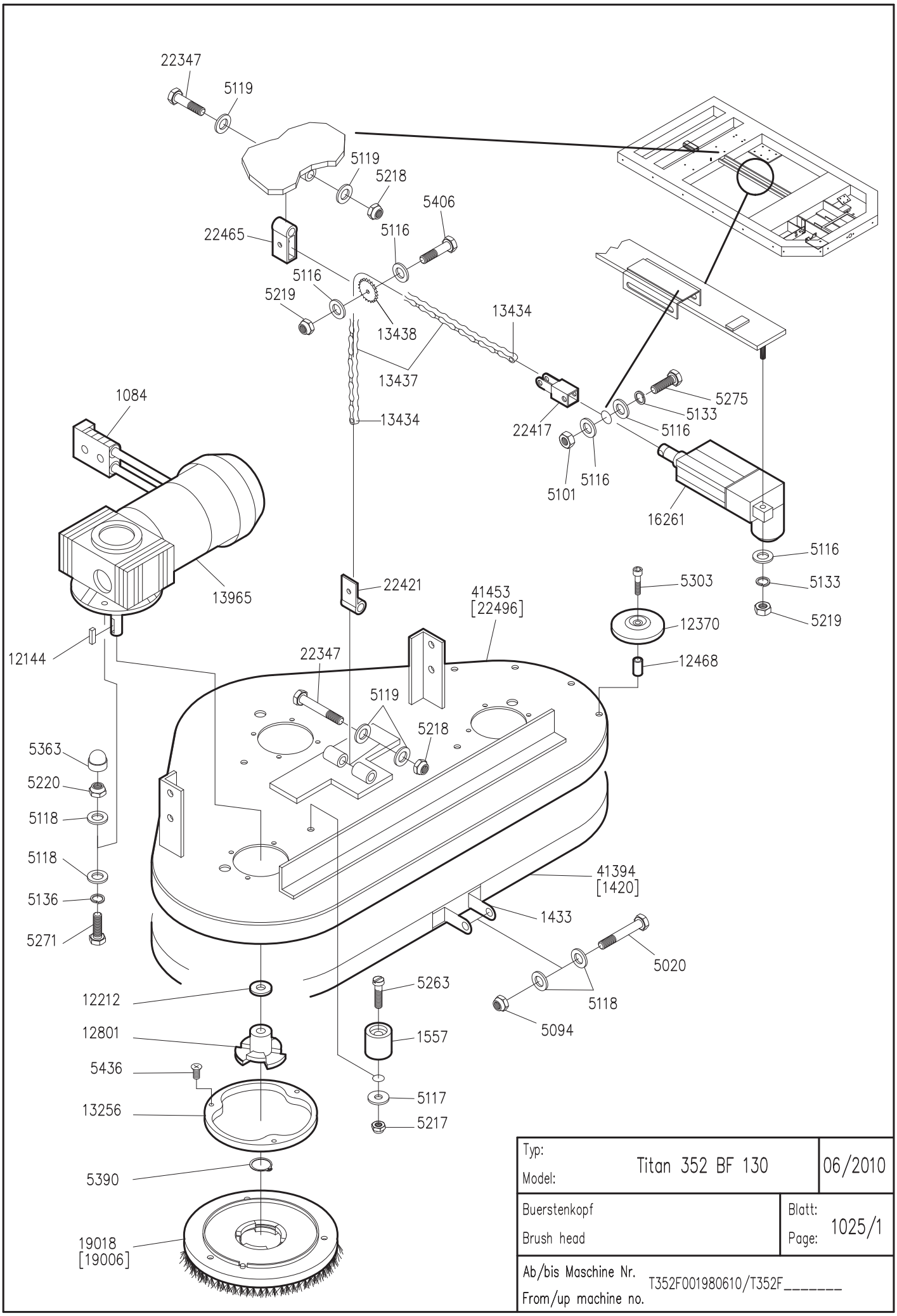

Typ: Model:	Titan 352 BF 130	06/2010
Buerstenkopf / Brush head	Blatt: Page:	1025/1
Ab/bis Maschine Nr. From/up machine no.	T352F001980610/T352F_____	

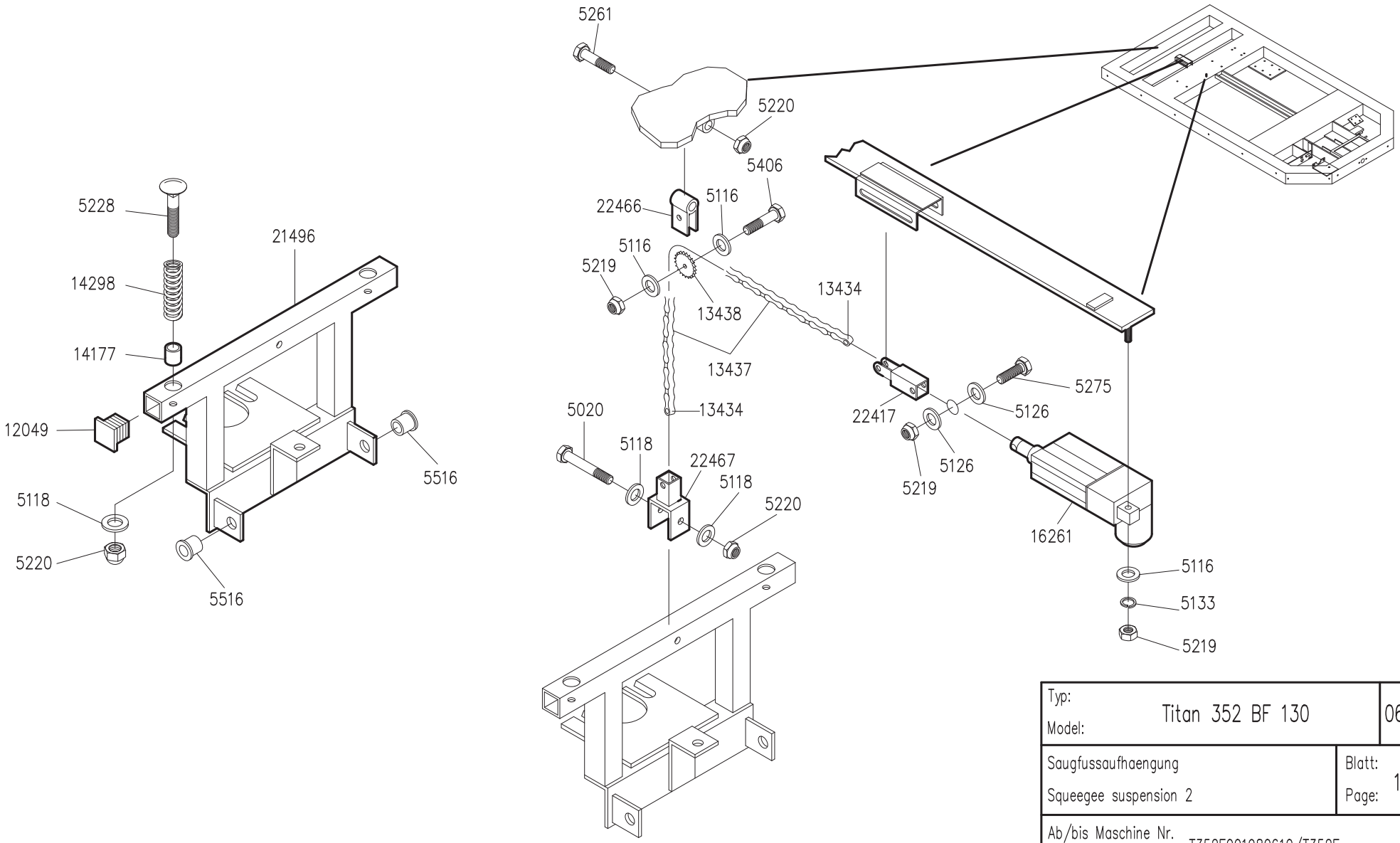

Typ: Model:	Titan 352 BF 130	06/2010
Saugfussaufhaengung Squeegee suspension 2	Blatt: Page:	1026/1
Ab/bis Maschine Nr. From/up machine no.	T352F001980610/T352F_____	

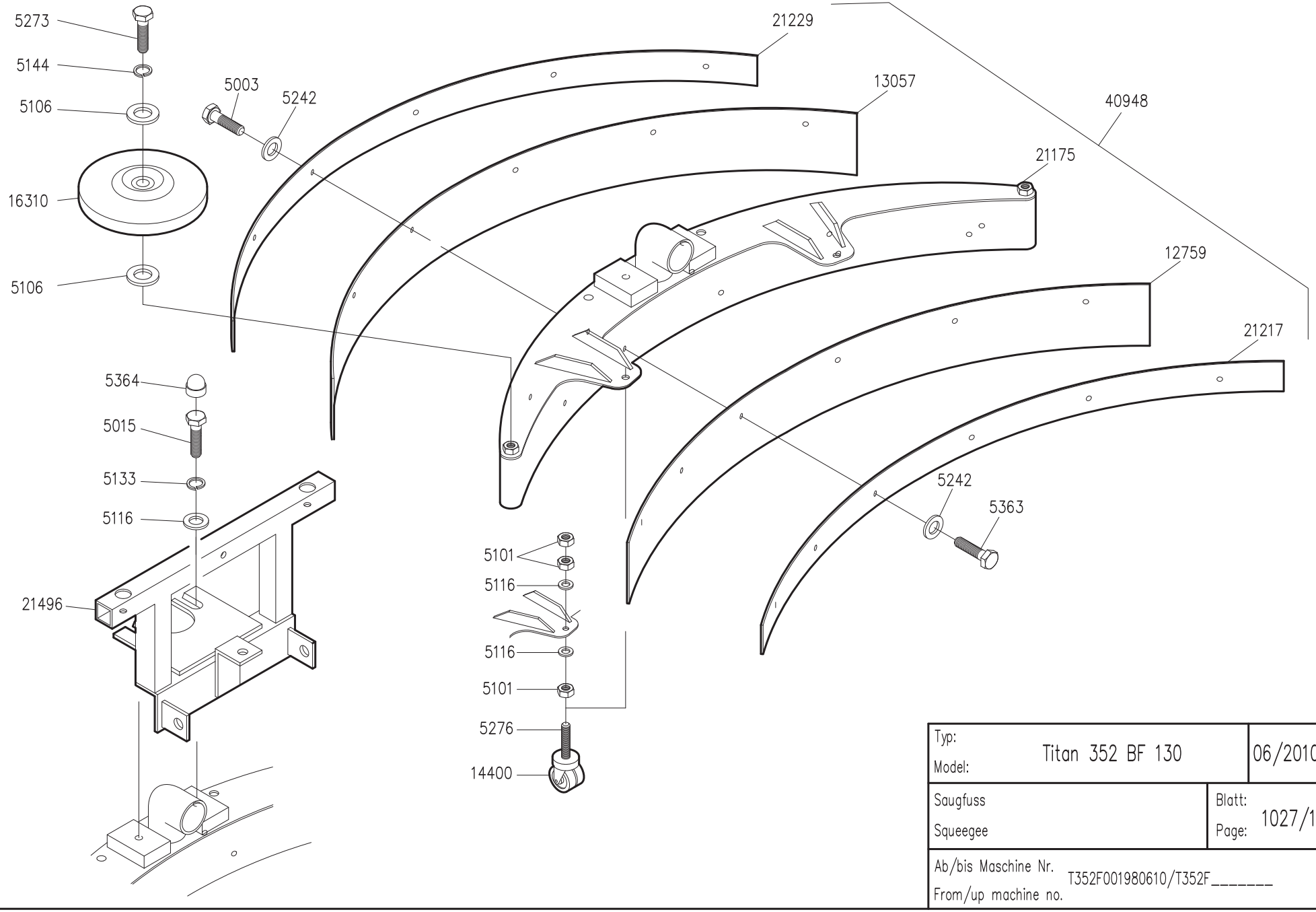

Typ: Model:	Titan 352 BF 130	06/2010
Saugfuss Squeegee	Blatt: Page:	1027/1
Ab/bis Maschine Nr. From/up machine no.	T352F001980610/T352F_____	

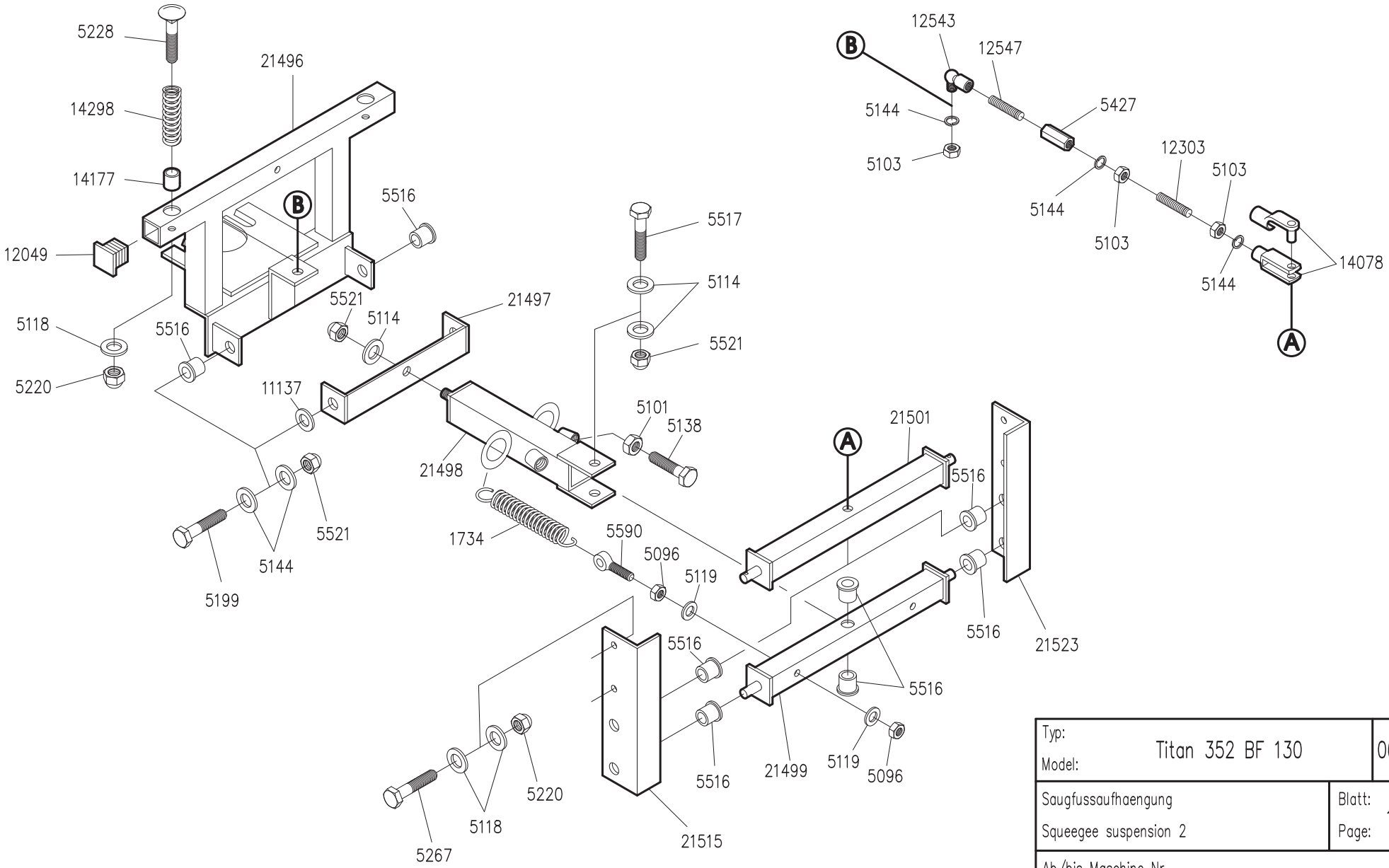

Typ: Model:	Titan 352 BF 130	06/2010
Saugfussaufhaengung Squeegee suspension 2	Blatt: Page:	1028/1
Ab/bis Maschine Nr. From/up machine no.	T352F001980610/T352F_____	

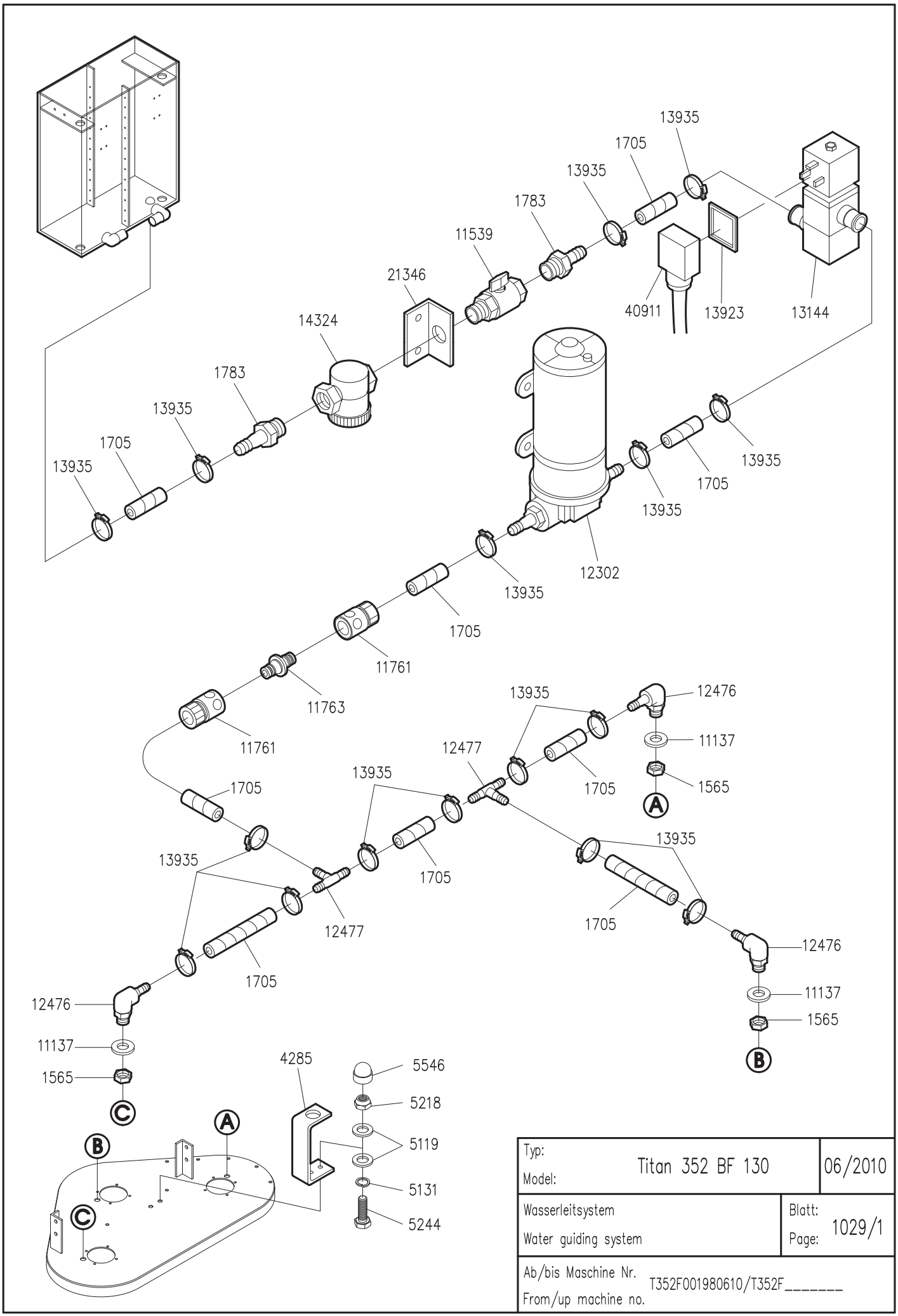

Typ: Model:	Titan 352 BF 130	06/2010
Wasserleitsystem Water guiding system	Blatt: Page:	1029/1
Ab/bis Maschine Nr. From/up machine no.	T352F001980610/T352F_____	

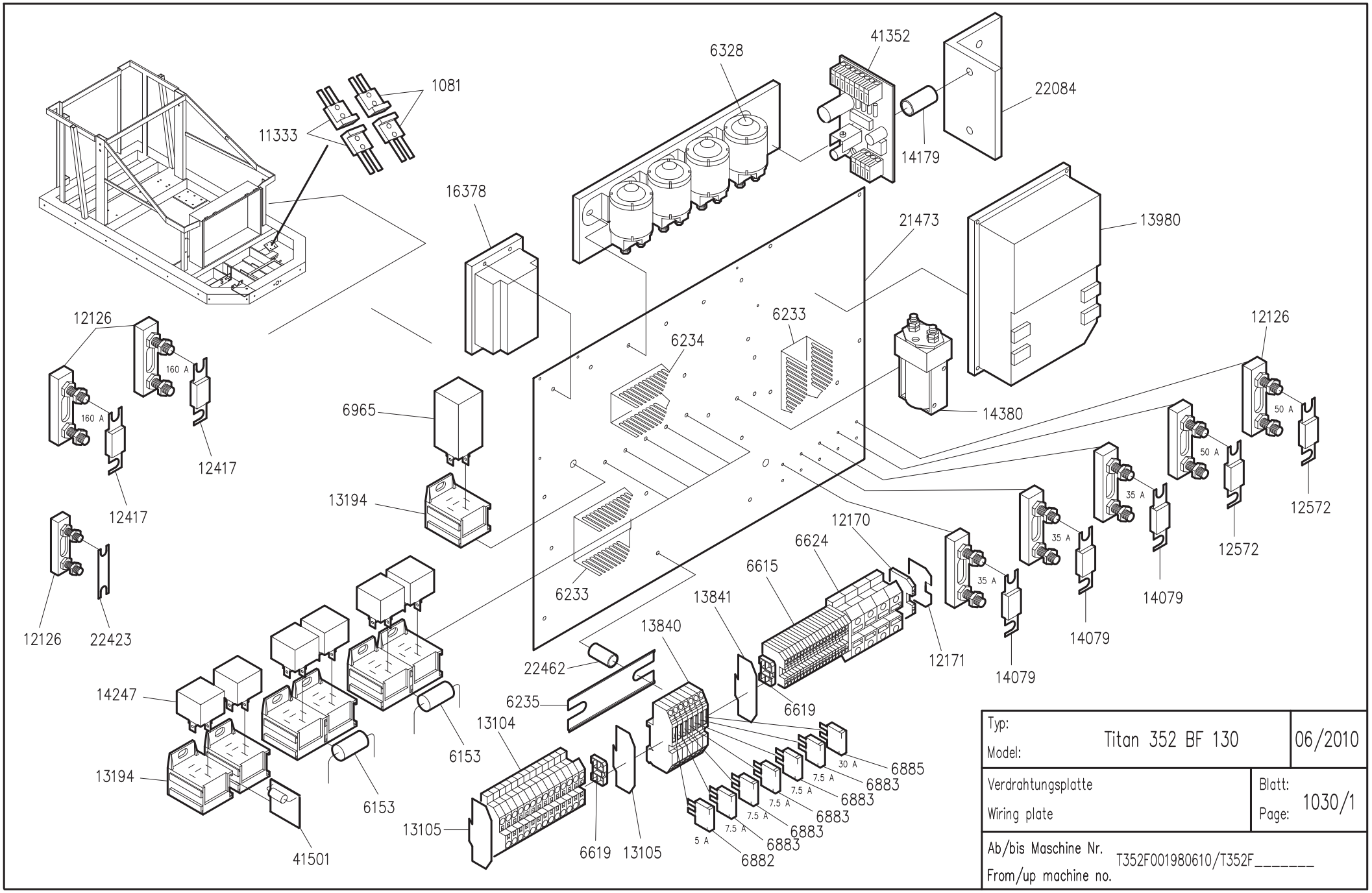

Typ: Model:	Titan 352 BF 130	06/2010
Verdrahtungsplatte Wiring plate	Blatt: Page:	1030/1
Ab/bis Maschine Nr. From/up machine no.	T352F001980610/T352F_____	

Schaltplan/ Wiring diagram

Titan 352 BF 130

Änderung Modific.					
			Update time	21.06.2010	
			Bearbeiter/Name	E. Müller	
			Geprüft/Checked		
	Bearb./Name	Datum/Date	Änderungsgrund/Reason for Modification	Revision	1.0

IP Gansow GmbH
Dreherstrasse 9
59425 Unna

Projektname/Name of project:
Titan 352 BF 130

Urspr./Origin
Titan 352
Stand 07.10

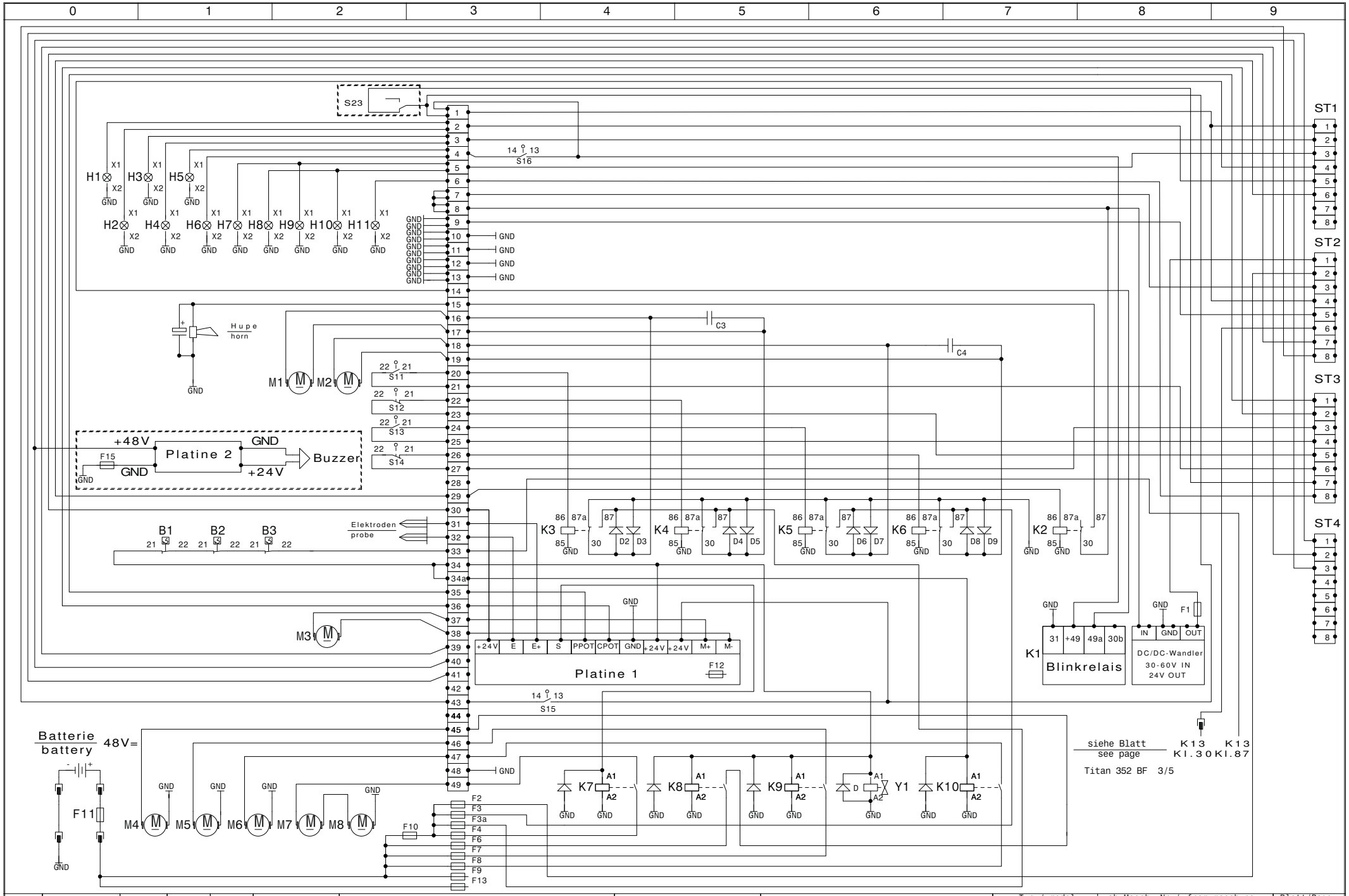

				Datum	E. Mueller	IP Gansow GmbH Dreherstrasse 9 59425 Unna		Verdrahtungsplan wiring diagramm Masch.-Steuerung/control mach.	Typ / model Titan 352BF130	ab Masch.-Nr./ from masch.no. T352F001980610 bis Masch.-Nr./ up to masch.no.	Blatt/Page 2 Datum/date 08.07.2010
				Bearb.							
				Gepr.							
Zust.	Änderung	Datum	Name	Norm		Urspr.	Version 1.0	Ers.D. 07.2010			

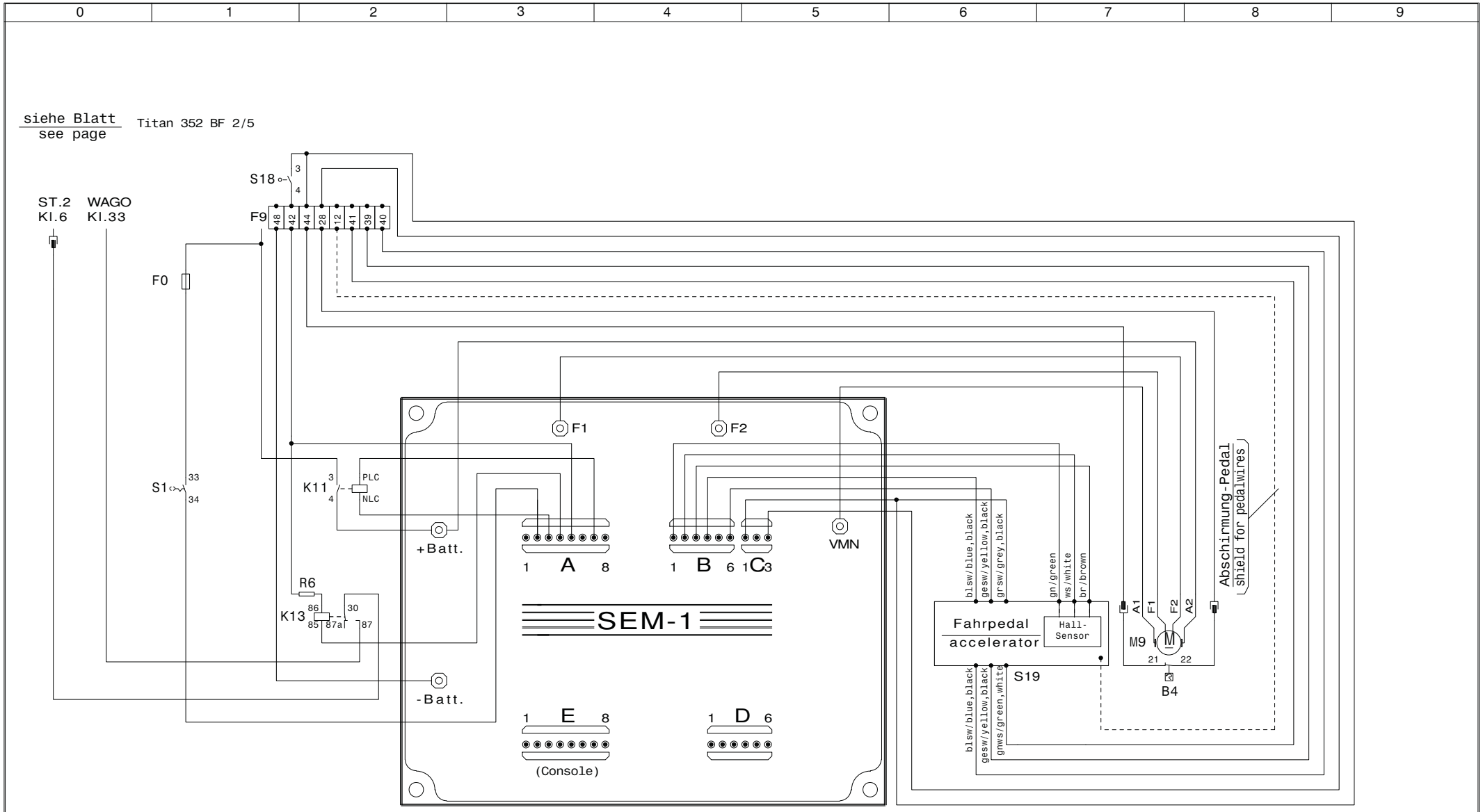

				Datum	E. Mueller	IP Gansow GmbH Dreherstrasse 9 59425 Unna		Verdrahtungsplan wiring diagram Masch.-Steuerung/control mach.	Typ / model Titan 352BF130	ab Masch.-Nr./ from masch.no. T352F001980610	Blatt/Page 3
				Bearb.						bis Masch.-Nr./ up to masch.no.	Datum/date 08.07.2010
				Gepr.							
Zust.	Änderung	Datum	Name			Urspr.	Version 1.0	Ers.D. 07.2010			

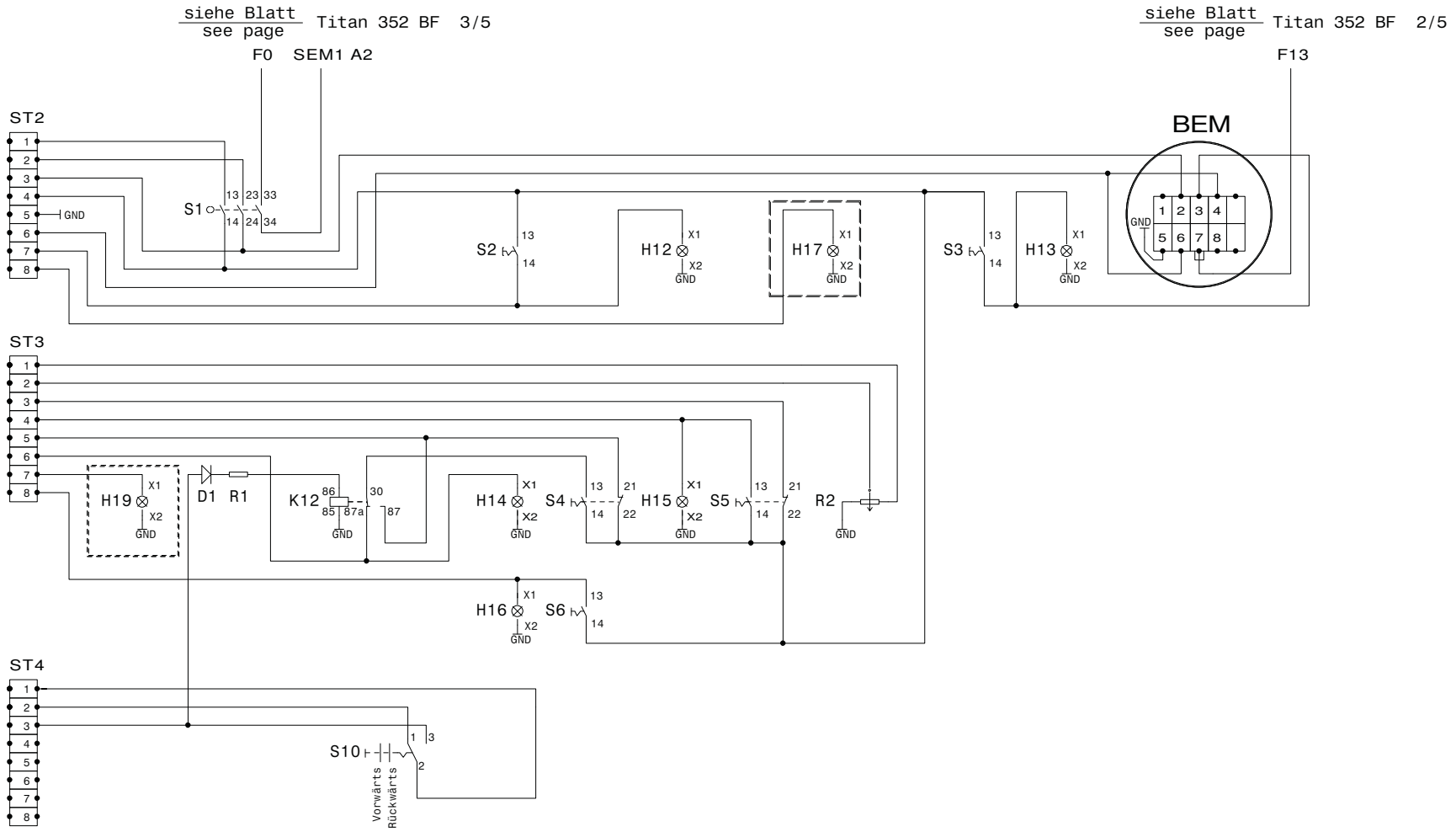

				Datum	E. Mueller	IP Gansow GmbH Dreherstrasse 9 59425 Unna		Verdrahtungsplan wiring diagramm Pult / panel	Typ / model Titan 352BF130	ab Masch.-Nr./ from masch.no. T352F001980610	Blatt/Page 4
				Bearb.						bis Masch.-Nr./ up to masch.no.	Datum/date 08.07.2010
				Gepr.							
Zust.	Änderung	Datum	Name			Urspr.	Version 1.0	Ers.D. 07.2010			

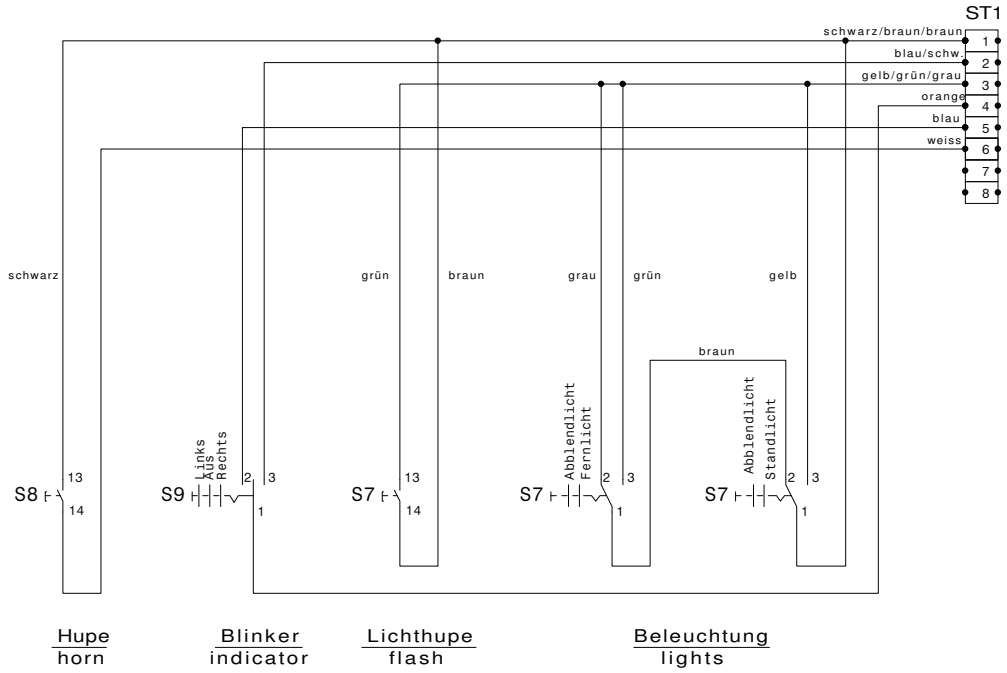

				Datum	E. Mueller	IP Gansow GmbH Dreherstrasse 9 59425 Unna		Verdrahtungsplan wiring diagramm Multischalter / multiswitch	Typ / model Titan 352BF130	ab Masch.-Nr./ from masch.no. T352F001980610	Blatt/Page 5
				Bearb.						bis Masch.-Nr./ up to masch.no.	Datum/date 08.07.2010
				Gepr.							
Zust.	Änderung	Datum	Name			Urspr.	Version 1.0	Ers.D. 07.2010			

Typ / model

TITAN 352 BF 130

Legende zu Blatt
Explanation for page

2/5 , 3/5 , 4/5 , 5/5

Ab Maschinen Nr.
From machine no.

T352F001980610

Änderung / Modification

Datum/date

08.07.2010

Pos.	Benennung	Art.Nr. part no.	Item
K1	Blinkrelais	06965	Timer for indicator
K2	Relais, Hupe	14247	Relay for horn
K3	Relais, Stellmotor Saugfuß, Heben	14247	Relay for linear actuator, squeegee lifting
K4	Relais, Stellmotor Saugfuß, Senken	14247	Relay for linear actuator, squeegee lowering
K5	Relais, Stellmotor Bürstenkopf, Heben	14247	Relay for linear actuator, lifting brush head
K6	Relais, Stellmotor Bürstenkopf, Senken	14247	Relay for linear actuator, lowering brush head
K7	Schütz, Turbine	06328	Contactor for vacuum motor
K8	Schütz, Bürste 1	06328	Contactor for brush 1
K9	Schütz, Bürste 2	06328	Contactor for brush 2
K10	Schütz, Bürste 3	06328	Contactor for brush 3
K11	Schütz, Fahrt	14380	Contactor for traction control
K12	Relais für automatisches Anheben des Saugfußes in Rückwärtsfahrt	14247	Relay for automatic squeegee lifting during reversing
K13	Relais für Bürstenstop bei Fahrtunterbrechung	14247	Relay for brush stop in case of traction stop
B1,B2,B3	Thermokontakte, Bürsten		Thermal contacts, brushes
B4	Thermokontakt, Fahrt		Thermal contact, traction
M1	Stellmotor, Saugfuß	16261	Linear actuator, squeegee
M2	Stellmotor, Bürstenkopf	16261	Linear actuator, brush head
M3	Wasserpumpe	12302	Waterpump
M4	Motor, Bürste 1	13965	Motor, brush 1
M5	Motor, Bürste 2	13965	Motor, brush 2
M6	Motor, Bürste 3	13965	Motor, brush 3
M7	Turbine 1	01293	Vacuum motor
M8	Turbine 2	01293	Vacuum motor
M9	Fahrmotor	13979	Traction motor
F0	Sicherung, 80V/5 A,Fahrsteuerungslogik	06882	Fuse, 80V/5A, traction control logic
F1	Sicherung, 80V/7,5 A, Steuerung, (24V)	06883	Fuse, 80V/7,5 A, controller, (24V)
F2	Sicherung, 80V/7,5 A, Steuerung, (48V)	06883	Fuse, 80V/7,5 A, controller, (48V)
F3	Sicherung, 80V/7,5 A, Stellmotor Saugfuß	06883	Fuse, 80V/7,5 A, linear actuator for squeegee
F3a	Sicherung, 80V/7,5 A, Stellmotor Bürstenkopf	06883	Fuse, 80V/7,5 A, linear actuator for brush head
F4	Sicherung, 30 A, Turbinen	06885	Fuse, 30A, vacuum motors
F6	Sicherung, 35 A, Bürste 1	14079	Fuse, 35 A, brush 1
F7	Sicherung, 35 A, Bürste 2	14079	Fuse, 35 A, brush 2
F8	Sicherung, 35 A, Bürste 3	14079	Fuse, 35 A, brush 3
F9	Sicherung, 50 A, Fahrt	12572	Fuse, 50 A, traction motor
F10	Vorsicherung, 50 A für 48V-Steuerstrom und Saugmotoren	12572	Safety fuse, 50 A for control unit (48V) and vacuum motors
F11	Hauptsicherung, 160 A	12417	Main fuse, 160 A
F12	Sicherung, 4 A mT, Wasserpumpe	13484	Fuse, 4 A mT, Waterpump
F13	Sicherung, 80V/3 A, BEM	06881	Fuse, 80V/3 A, BEM
F15	Sicherung, Buzzer, 250V/1A		Fuse, Buzzer, 250V/1A
S1	Schlüsselschalter	06811/06312	Key switch
S2	Schalter, Turbine, EIN/AUS	06961/06964	Switch for vacuum motor, ON/OFF
S3	Schalter, Bürsten, EIN/AUS	06961/06964	Switch for brushes, ON/OFF
S4	Schalter, Stellmotor Saugfuß, Heben/Senken	06961/06963 06964	Switch to control linear actuator for lifting/lowering squeegee
S5	Schalter, Stellmotor Bürstenkopf, Heben/Senken	06961/06963 06964	Switch to control linear actuator for lifting/lowering brush head

Typ / model

Blatt / page: 2/3

TITAN 352 BF 130

Legende zu Blatt
Explanation for page

2/5 , 3/5 , 4/5 , 5/5

Ab Maschinen Nr.
From machine no.

T352F001980610

Änderung / Modification

Datum/date

08.07.2010

Pos.	Benennung	Art.Nr. part no.	Item
S6	Schalter, Rundumleuchte, EIN/AUS (Optional)	06961/06964	Switch for rotating beacon, ON/OFF (Optional)
S7	Schalter, Arbeitsscheinwerfer, EIN/AUS	70414	Switch for spot light, ON/OFF
S8	Schalter, Hupe	70414	Switch for horn
S9	Schalter, Blinker, links/rechts	70414	Switch for indicator, left side/right side
S10	Schalter, Fahrt, vorwärts/rückwärts	70177	Switch for traction, forward/reverse
S11	Endschalter, Saugfuß, Senken	06974	Limit switch for squeegee lowering
S12	Endschalter, Saugfuß, Heben	06974	Limit switch for squeegee lifting
S13	Endschalter, Bürstenkopf , Senken	06974	Limit switch for brush head lowering
S14	Endschalter, Bürstenkopf , Heben	06974	Limit switch for brush head lifting
S15	Endschalter, Lampe für Handbremse	06974	Limit switch for hand brake indicator 352 BF and 242 BF 110 E
S16	Schalter, Bremslicht 242	06974 (06309)	Switch for brake light
S18	Sicherheitsschalter, Fahrersitz		Safety switch for driver seat
S19	Fahrpedal	12832	Accelerator pedal
S23	Klappschwimmschalter (Optional)	14439	Level switch to indicate low water capacity (optional)
H1	Lampe, Blinker vorne links (Optional)		Lamp for indicator, front left side (optional)
H2	Lampe, Blinker hinten links 24 V/10 W	06024	Lamp for indicator, rear left side 24 V/10 W
H3	Lampe, Blinker vorne rechts (Optional)		Lamp for indicator, front right side (optional)
H4	Lampe, Binker hinten rechts 24 V/10 W	06024	Lamp for indicator, rear right side 24 V/10 W
H5	Lampe, Bremslicht links 24 V/10 W	06024	Lamp for stop light, left side 24 V/10 W
H6	Lampe, Bremslicht rechts 24 V/10 W	06024	Lamp for stop light, right side 24 V/10 W
H7	Lampe, Arbeitsscheinwerfer links 24 V/10 W	06024	Lamp for spotlight, left side 24 V/10 W
H8	Lampe, Arbeitsscheinwerfer rechts 24 V/10 W	06024	Lamp for spotlight, right side 24 V/10 W
H9	Lampe, Rücklicht links 24 V/5 W	06052	Lamp for rear light,left side 24 V/5 W
H10	Lampe, Rücklicht rechts 24 V/5 W	06052	Lamp for rear light, right side 24 V/5W
H11	Rundumleuchte (Optional)	12059	Rotating beacon (Optional)
H12	Kontrolleuchte, Turbine, EIN/AUS	06961	Indicator light for vacuum motor, ON/OFF
H13	Kontrolleuchte, Bürsten, EIN/AUS	06961	Indicator light for brushes, ON/OFF
H14	Kontrolleuchte, Stellmotor Saugfuß, Heben/Senken	06961	Indicator light for linear actuator control to lift/lower squeegee
H15	Kontrolleuchte, Stellmotor Bürstenkopf, Heben/Senken	06961	Indicator light for linear actuator control to lift/lower brush head
H16	Kontrolleuchte, Rundumleuchte, EIN/AUS (Optional)	06961	Indicator light for rotating beacon, ON/OFF (Optional)
H17	Kontrolleuchte, Handbremse, EIN/AUS	06962	Indicator light for hand brake, ON/OFF
H19	Kontrolleuchte, Tank – Leer (Optional)	06962	Indicator light for tank – empty (Optional)
R1	Widerstand, 390 Ω / 4 W	06978	Resistor, 390 Ω / 4 W
R2	Potentiometer, Wasserpumpenregelung 1	06154	Potentiometer for waterpump controller 1
R6	Widerstand, 390 Ω / 4 W	06978	Resistor, 390 Ω / 4 W
D	Schutzdiode, 1N 4007 für Magnetventil	06088	Protection diode, 1N 4007 for solenoid valve
D1	Diode, 1N 4007	06088	Diode, 1N 4007

Typ / model **TITAN 352 BF 130**

Legende zu Blatt / Explanation for page 2/5 , 3/5 , 4/5 , 5/5

Ab Maschinen Nr. / From machine no. T352F001980610

Änderung / Modification

Datum/date 08.07.2010

Pos.	Benennung	Art.Nr. part no.	Item
D2-D9	Schutzdiode, 1N 5404	06160	Protection diode, 1N 5404
C1, C2	Elektrolytkondensator, 100 µF / 40 V	06067	Capacitor, electrolyte, 100 µF / 40 V
C3, C4	Bipolar-Kondensator, 2,2 µF / 400 V	06153	Capacitor, 2,2 µF / 400 V
Platine 1 (PCB 1)	Wasserpumpensteuerung mit integrierter Schaumabschaltung	41352	Waterpump controller with integrated vacuum motor protection
Platine 2	Vorschaltplatine, Buzzer (Optional)	16023	Power Supply PCB for acoustic back alarm (optional)
Buzzer	Summer für Rückwärtsfahrt (Optional)	70989	Acoustic back alarm during reversion (Optional)
DC/DC Wandler	38-96 V IN/24V – 15A OUT	16378	DC / DC–Converter, 38-96 V IN 24V-15A OUT
Y1	Magnetventil, Wasserpumpe, Bürsten	13144	Solenoid valve, Waterpump, brushes
MB	Magnetbremse 242 BF	14089	Solenoid brake 242 BF
BEM	Kapazitätsüberwachung mit Abschaltrelais für Bürstenmotoren	41635	Discharge indicator with shut off function for brush motors
SEM-1	Fahrsteuerung, 48 V / 200 A	13980	Traction control, 48 V / 200 A
Hupe	2x24 V / 336 Hz	06284	Horn: 2x24 V in series / 336 Hz
ST 1-4	Steckverbinder, 8 Polig	06904/06905 13591/13592	Plugs, 8 pin